

Start Scratching Session 5

Description

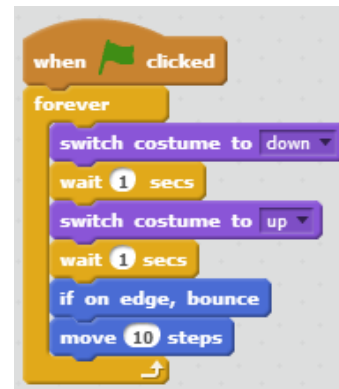
This session is intended to allow student led exploration of the recent topics covered. Students are asked to put together a second movie, but this time to include animations using costumes.

What is covered

- Review of costumes, animation, changing appearance

Steps

1. Open last week's project with the flying parrot




2. Import the 'Ballerina' sprite


This sprite will be used to demonstrate a quick shortcut for costumes, and to review the concept of having two sprites. Explain that the Ballerina has lots of costumes, so instead of using switch costume, we can use next costume.



3. Review speech blocks



4. Some sprites with cool costumes



Challenge: Have the students incorporate some animation into a movie, optionally they can build on their movie from last session